


285.00 mm

RK ROYAL KLUDGE

RK N80 MECHANICAL KEYBOARD



FCC WARNING: This device complies with part 15 of the FCC Rules. Operation is subject to the following two conditions: (1) This device may not cause harmful interference, and (2) this device must accept any interference received, including interference that may cause undesired operation. ... WHEN USING A KEYBOARD: 1. Maintain proper posture and avoid excessive force on the keys. ... GUARANTEE 12 MONTHS Non-human damage 12-month warranty

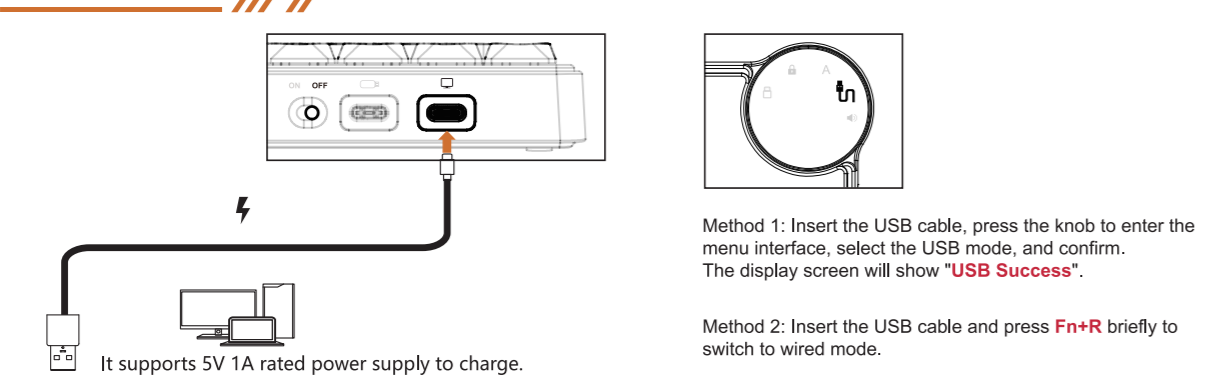
PRODUCT BASIC

Table listing product specifications: Manual, Switch and Keycaps Puffer, Keyboard, USB Type-c cable, 2.4G Dongle. Includes details like Size, Backlight, Version, Layout, and Switch type.

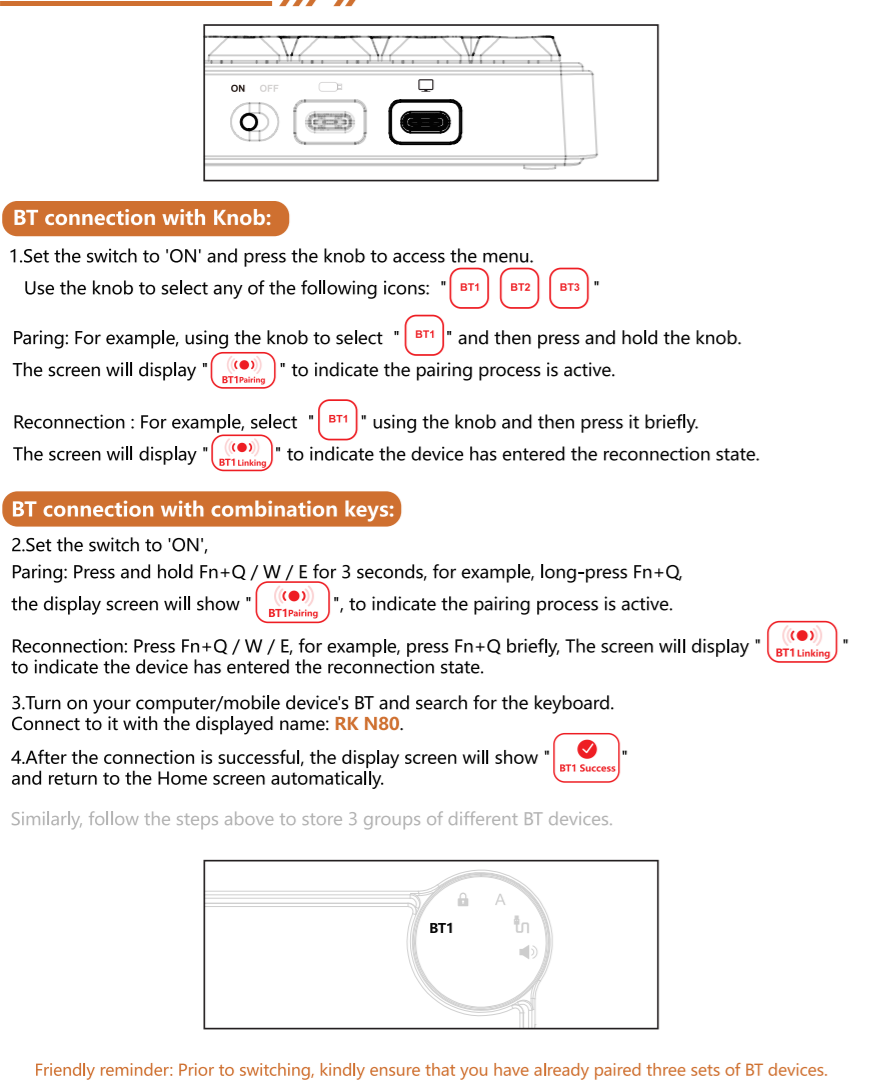
INDICATOR LIGHT FUNCTION

- Indicator light options: Caps Lock, Win Lock, Mac System.

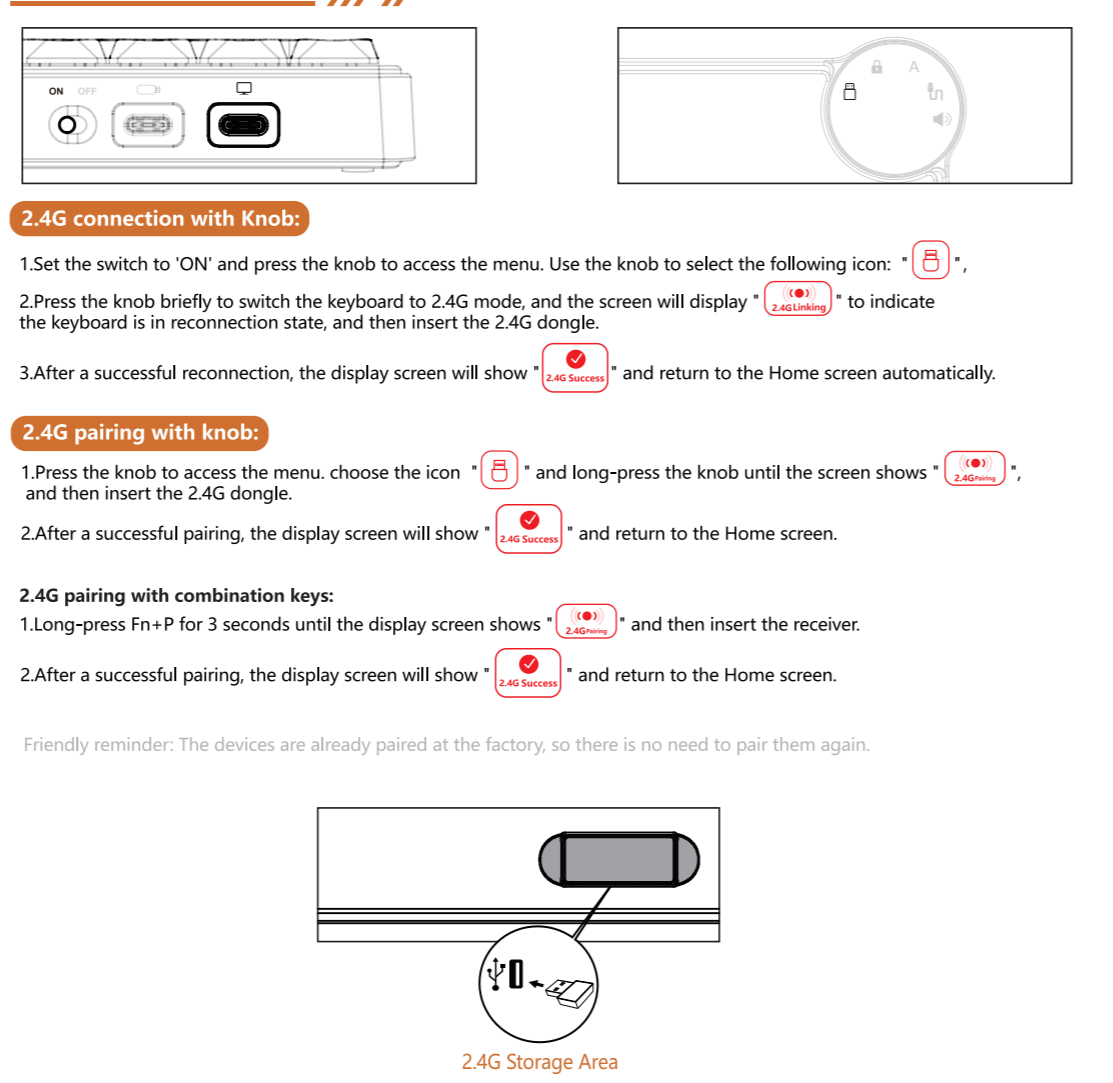
WIRED MODE



BT CONNECTION



2.4G CONNECTION



FUNCTION KEY/DISPLAY OPERATION


Function key and display operation guide. Includes sections for Volume Adjustment, Caps Lock, Win Lock, Win mode, Mac mode, Wired mode, 2.4G, and BT. Also covers Backlight Effects/Colour Settings and Backlight Brightness/Speed Settings.

BACKLIGHT CONTROL

Backlight control guide. Includes sections for Backlight brightness, dynamic backlight effects, Backlight speed, and Window Lock. Also includes a section for FN KEY combinations like ScrLK, Insert, Pause, and Switch to windows/mac systems.

RK ROYAL KLUDGE

RK N80 MECHANICAL KEYBOARD



ISED STATEMENT: English: This device complies with the electromagnetic compatibility (EMC) requirements of the European Union... BATTERIES: A warning that battery safety packs or batteries should not be exposed to excessive heat such as sunlight. ... GUARANTEE 12 MONTHS Non-human damage 12-month warranty

CUSTOM BACKLIGHT SET

Custom backlight set instructions. Step 1: Press Fn + 1! to customize backlight. Step 2: Press Fn + Back to enter the backlight recording mode. Step 3: Press the keys which you want to customize. Step 4: Press Fn + Back again to save settings.

MULTIMEDIA KEY FOR WINDOWS

Multimedia key for Windows combinations: Fn + F1 Computer, Fn + F2 Browser, Fn + F3 Mailbox, Fn + F4 Calculator, Fn + F5 Player, Fn + F6 Stop, Fn + F7 Last Song, Fn + F8 Play / Pause, Fn + F9 Next Song, Fn + F10 Mute, Fn + F11 Volume-, Fn + F12 Volume+.

MULTIMEDIA KEY FOR MAC

Multimedia key for Mac combinations: Fn + F1 Screen Brightness -, Fn + F2 Screen Brightness +, Fn + F5 Keyboard Backlight Brightness-, Fn + F6 Keyboard Backlight Brightness+, Fn + F8 Play / Pause, Fn + F9 Next Song, Fn + F10 Mute, Fn + F11 Volume-, Fn + F12 Volume+.

Have an issue with one of our RK products? Feel free to contact us with any product issues or questions. We will reply as quickly as possible to ensure all your needs are handled. For better technical support, please contact rkgaming@rkgaming.com

