


R87Pro英文单模说明书

285 mm


RK ROYAL KLUDGE

R87Pro MECHANICAL KEYBOARD



RK ROYAL KLUDGE

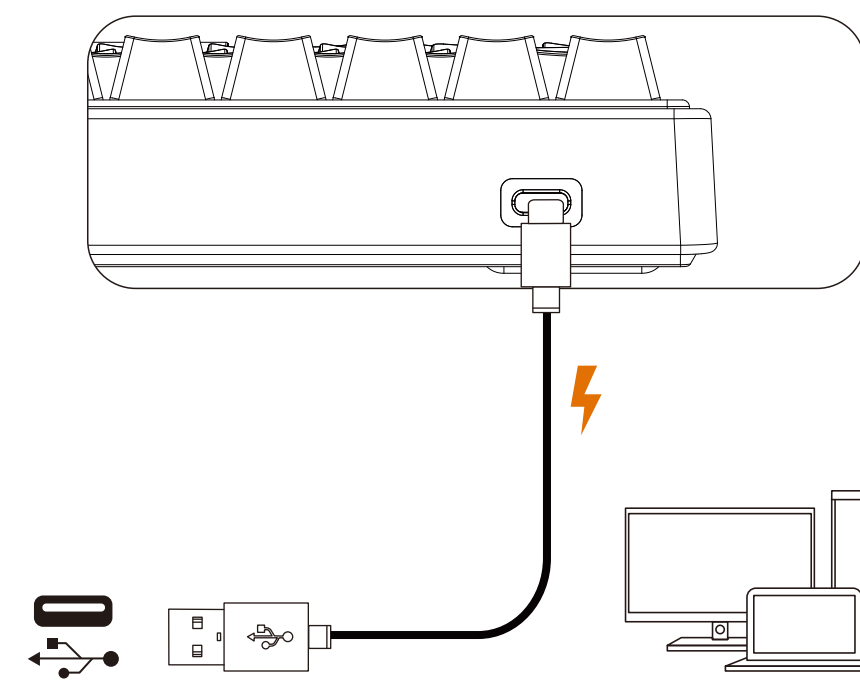
R87Pro MECHANICAL KEYBOARD



PRODUCT BASIC

- Manual Size: 364.7(U) x 138.3(W) x 39(H) mm
- Switch and Keycaps Puller Backlight: Monochrome/RGB
- Keyboard Version: USB
- USB Type-c cable Layout: 80keys

WIRED MODE

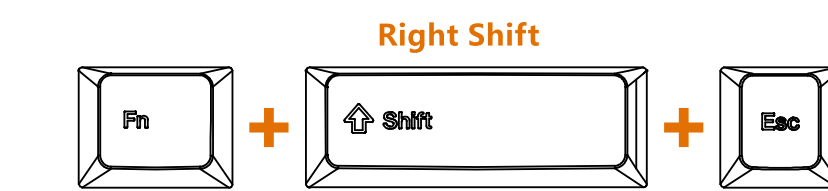
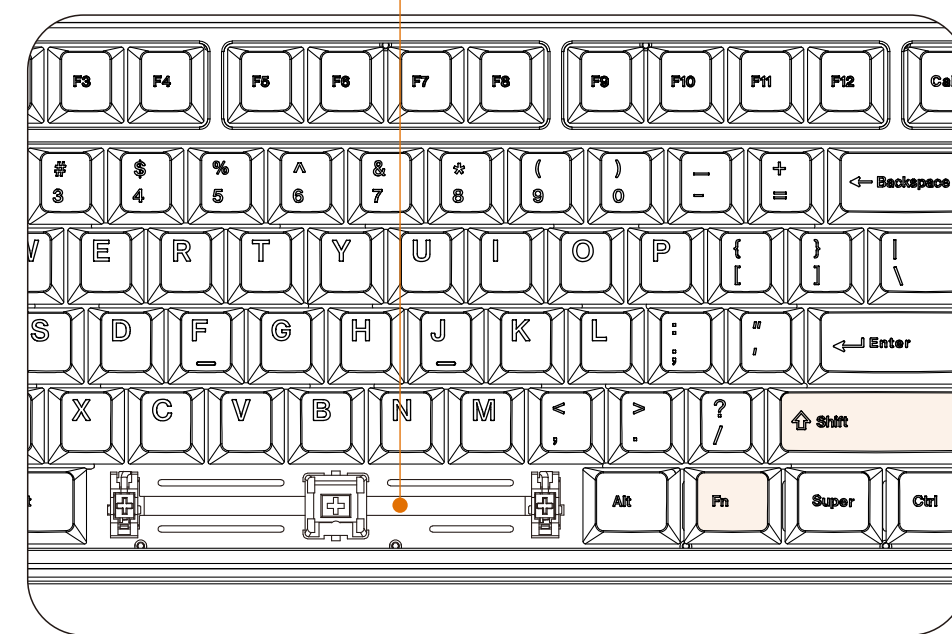


INDICATOR LIGHTS/KNOB FUNCTION

- ### KNOB FUNCTION
- Pluggable knob (can be used instead of Pause key)
- Clockwise: Volume+
 - Anticlockwise: Volume-
 - Press: Mute
- Caps Lock
 - Win Lock

DFU MODE

There are two methods to enter dfu mode (development Firmware upgrade) on the keyboard:



Method 1: Press and hold the switch located under the space bar, and then connect the keyboard to the computer.

Method 2: Connect the keyboard to the computer first, and then simultaneously short press Fn + Right Shift + Esc.

These methods allow you to activate the DFU mode on the keyboard, enabling firmware upgrades and development functionalities.

The keyboard can support VIA drivers: <https://usevia.app/>

CUSTOM BACKLIGHT SET

- Step 1: Press **Fn + 1 / 2 / 3** to customize backlight
- Step 2: Press **Fn + Print** Enter backlight recording mode
- Step 3: Press the keys which you want to record the backlight, and repeat this steps
- Step 4: When it is done, pressing **Fn + Print** again will save and exit the backlight recording mode

MULTIMEDIA KEYS

Windows system (Fn + A: switch to Windows system)

MAC system (Fn + S: switch to Mac system)

- | | | | | | |
|---|--|--|---|---|---|
| Fn + F1
WIN: Computer
MAC: Screen Brightness - | Fn + F2
WIN: Browser
MAC: Screen Brightness + | Fn + F3
WIN: Mailbox | Fn + F4
WIN: Calculator | Fn + F5
WIN: Player
MAC: Keyboard Backlight Brightness - | Fn + F6
WIN: Stop
MAC: Keyboard Backlight Brightness + |
| Fn + F7
WIN: Last Song
MAC: Last Song | Fn + F8
WIN: Play / Pause
MAC: Play / Pause | Fn + F9
WIN: Next Song
MAC: Next Song | Fn + F10
WIN: Mute
MAC: Mute | Fn + F11
WIN: Volume-
MAC: Volume- | Fn + F12
WIN: Volume+
MAC: Volume+ |

BACKLIGHT CONTROL

- Fn + ↑**: Backlight Brightness +
- Fn + ↓**: Backlight Brightness -
- Fn + ←**: Backlight Speed +
- Fn + →**: Backlight Speed -
- Fn + PgUp**: Pause
- Fn + Home**: Backlight Monochrome Switching
- Fn + Scroll**: Supports Multiple Backlight Effect Switching
- Fn + Win**: Windows Lock
- Fn + Insert**: Side Light Color Switching turn off the light
- Fn + Back**: Turn On/Off Backlight And Side Lights
- Fn + A**: Switch To Windows System
- Fn + S**: Switch To Mac System
- Fn + B**: Switch Between Six-key Rollover And Full-key Rollover
- Fn + []**: Press And Hold For Three Seconds To Restore Factory Settings

Have an issue with one of our RK products?

Feel free to contact us with any product issues or questions. We will reply as quickly as possible to ensure all your needs are handled. For better technical support, please contact rkgaming@rkgaming.com

RK ROYAL KLUDGE

523 mm